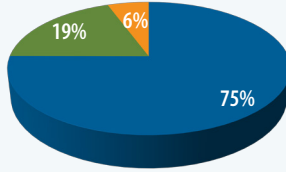


Interval Fund and Nontraded CEF Review: Period Ending March 31, 2017

Resource Credit Income Fund

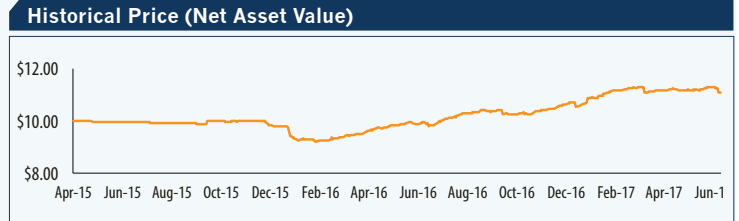
Total Assets	\$23.4 Million
Investments	\$17.6 Million
Cash & Cash Alternatives	\$4.5 Million
Other	\$1.3 Million



Cash & Equivalents to Total Assets Ratio	19.3%
Fund Type	Interval Fund
Asset Type	Diversified Real Estate
Sponsor/Advisor	Resource America
Sub-Advisor	N/A
Fiscal Year Ending	September 30

Ticker:	(Class A) RCIAX	(Class C) RCICX	(Class W) RCIWX
Public Offering Price*	(A) \$11.09, (C) \$11.21, (W) \$11.08		
Current Distribution Yield	(A) 6.67%, (C) 5.89%, (W) 6.68%		
Effective Date	(A/C/W) April 7, 2015		
Anticipated Close Date	(A/C/W) Continuous		

*As of June 30, 2017


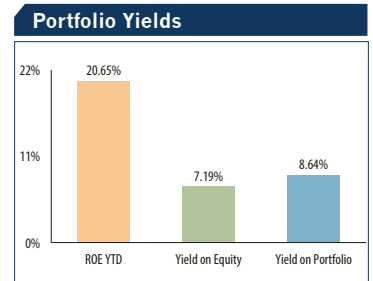
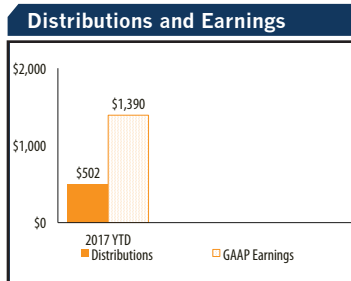
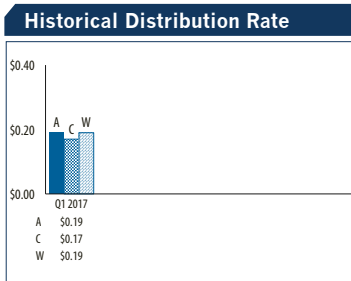
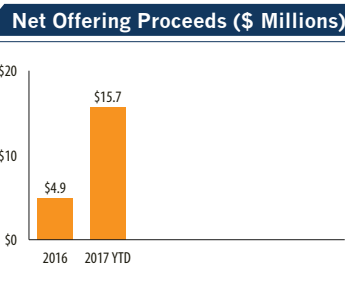


Investment Strategy

The fund's investment objective is to produce current income and achieve long-term capital appreciation with low to moderate volatility and low to moderate correlation to the broader markets. The Fund pursues its investment objective by investing in the debt of small- to middle-market companies with a focus on transactions sourced for the Fund by its Adviser, including in fixed-income oriented funds.

Management

The Fund is advised by **Resource Real Estate, Inc.**, which oversees the management of the fund. Resource is an asset management company that specializes in real estate and credit investments. The company's investments emphasize consistent value and long-term returns with an income orientation. Resource is a wholly owned subsidiary of C-III Capital Partners LLC, a leading real estate and credit investment management and commercial property services company, with approximately \$13 billion in real estate and debt assets under management as of September 30, 2016.

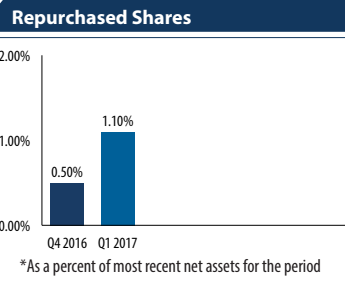


Portfolio Composition

Top Portfolio Holdings	%	\$ Mil.
BlueLine Rental Corp	11.6%	\$2.1
GoldenTree Credit Opportunities Fund	7.3%	\$1.3
BJ's Wholesale Club	7.2%	\$1.3
Equinox Holdings	7.2%	\$1.3
Ares Capital Corp	6.3%	\$1.1

Total Return

	2017 YTD	2016
Class A	12.37%	6.22%
Class C	12.10%	6.85%
Class W	12.29%	5.74%



Key Statistics

Fund Operating Expense Ratio	2.35%
Annual Management Fee	1.25%
Leverage Ratio*	0.0%
GAAP Earnings – Payout Ratio	36.2%
Waivers as % of Net Assets	1.01%

*Includes cash funds or money market funds.

Contact Information

<http://www.resourcecreditincome.com>
 Resource Real Estate
 1845 Walnut Street, 18th Floor
 Philadelphia, PA 19103
 866-773-4120